



# Bluetooth™ Cloud Concept

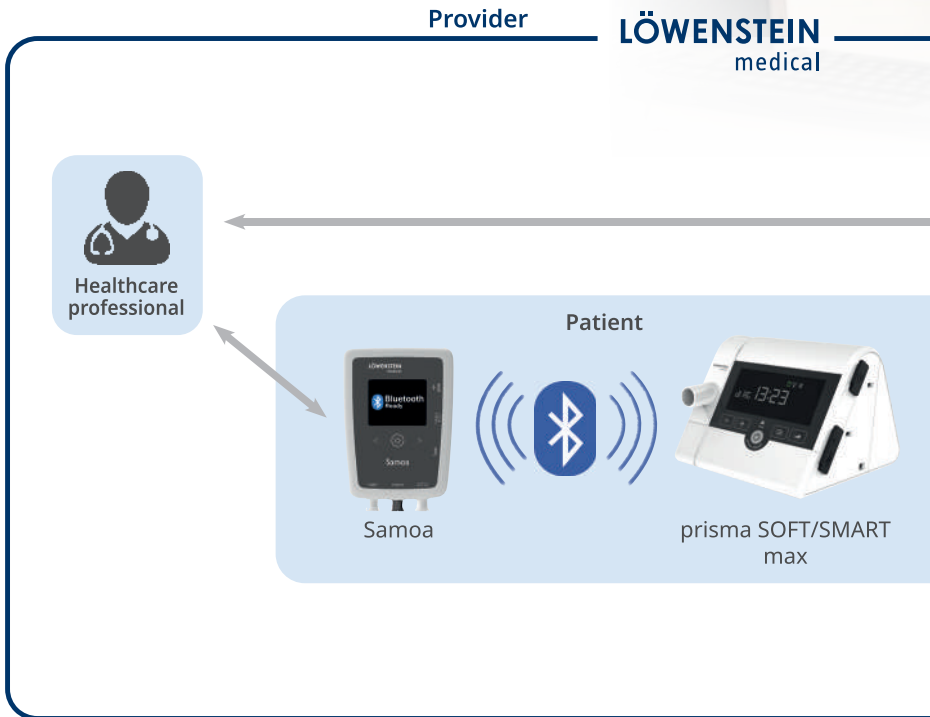
Intelligent connection of sleep diagnostics and sleep therapy.

## A summary of our concept.

Being able to combine diagnostics and therapy is a key component in sleep medicine for establishing validated diagnoses and therapy settings. It is also important to give all the parties involved in therapy – medical caregiver, provider and, of course, the patient – an insight into the therapy information required.

### Smart and simple.

As a manufacturer of sleep diagnostics and sleep therapy devices, it is important to us to offer a convincing and innovative holistic concept for sleep diagnostics and sleep therapy processes for everyone involved.

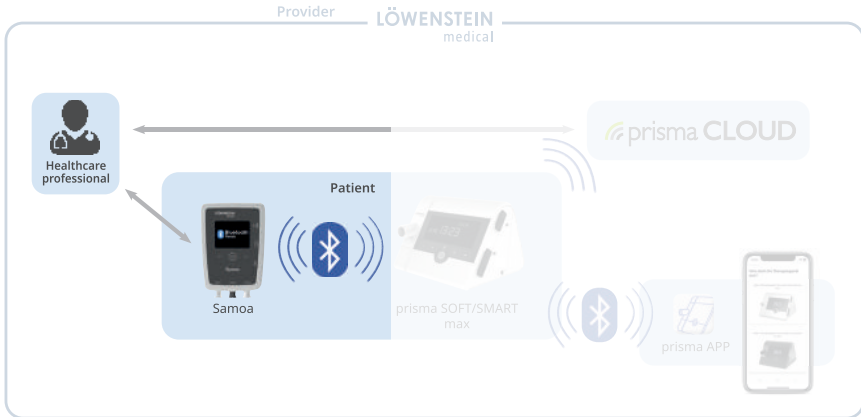




## Our concept in detail.

1

A patient with suspected sleep apnea presents to a healthcare professional. The decision is made to give the patient a Samoa polygraphy device for further examination. The patient uses the Samoa for one night's sleep and then brings it back to the clinic. The results of the polygraphy measurement confirm the suspicion of sleep apnea.



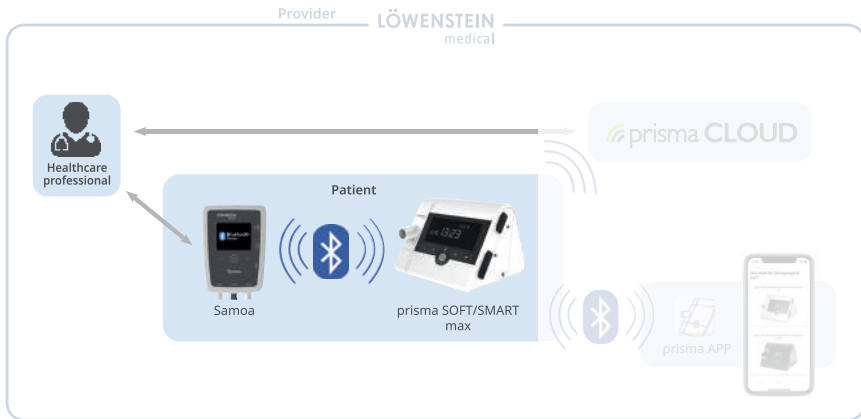
2

It is established that CPAP/APAP therapy is required. A provider is informed of the need to provide the patient with a therapy device.



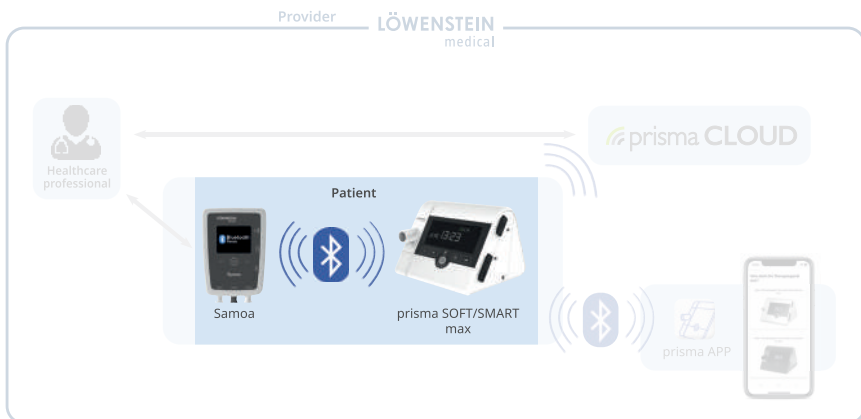
3

The patient is given a prisma SOFT/SMART max, on which the provider or the medical specialist has already activated diagnostics mode. The patient is again given a Samoa with an activated Bluetooth™ function to enable monitoring during therapy.

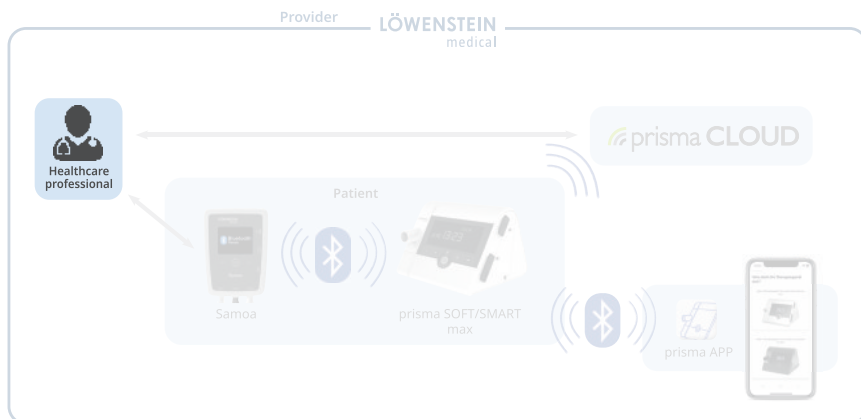


4

During the therapy monitoring night, Samoa and prisma connect automatically. The therapy device transmits all the relevant data to Samoa via Bluetooth™ where it is saved time synchronized as the rest of the polygraphy data.



- 5 After the therapy monitoring night, the patient returns the Samoa to the healthcare professional who reads out the data on a computer. The combined information of both sleep therapy and diagnostics gives the healthcare professional detailed insight into this so-called offline or unmonitored measurement.



- 6 During therapy, the prisma SOFT/SMART max sends information to the prisma CLOUD. The healthcare professional has a complete remote overview about the therapy settings, usage time, event detection, and more. It is furthermore possible to adjust the setting parameters of the therapy devices via prisma CLOUD which is synchronized with the therapy device twice a day. The prisma CLOUD is our established telemedicine solution to support both the healthcare professionals as well as the provider.



7

The Bluetooth™ interface in the prisma SOFT/SMART max also allows the patient to connect their smartphone and therapy device to have a personal overview of their therapy. This will lead to better therapy adherence.



### More information to download:

Patient Compass:  
Connected Simply.



White Paper  
Patient Self-Management  
in PAP Therapy



# LÖWENSTEIN medical

## Sales + Service

Löwenstein Medical  
Arzbacher Straße 80  
56130 Bad Ems, Germany  
T. +49 2603 9600-0  
F. +49 2603 9600-50  
info@loewensteinmedical.com  
loewensteinmedical.com



Dr. Fenyves und Gut Deutschland GmbH  
Daimlerstr. 23  
72414 Rangendingen, Germany



p10405en2311

© Copyright protected. Reproduction of any type only with express permission from Löwenstein Medical. We are not responsible for printing or typographical errors.